






140A

HEAVY DUTY OVER-THE-AXLE BUMPERPULL TRAILER

BigTex
TRAILERS™

 GVWR: 14,000#  EMPTY WEIGHT: 3,850# (22' Model)  AVAILABLE LENGTHS: 16' - 22'  BED WIDTH: 102" WIDE  COUPLER: Adjustable Forged 2-5/16" 18,000# Demco EZ Latch



ADJUSTABLE DEMCO EZ LATCH COUPLER

Built for durability and a secure connection to tow vehicle.



STOP RAIL WITH D-RINGS

This trailer is equipped with a solid one piece stop rail and D-ring tie downs to ensure safety when loading and towing cargo.



STORAGE TRAY WITH SPARE TIRE MOUNT

The 140A comes standard with an integrated Storage Tray in the tongue area as well as a Spare Tire Mount for convenient storage during transit.